



# STEP UP

Smoke and carbon monoxide alarms are legally required in all private rented property

***FireAngel***<sup>®</sup>

**We recommend that landlords follow best practice to make sure their tenants are safe and their property is protected, by using FireAngel alarms.**

The Smoke and Carbon Monoxide Alarm (England) Regulations came into force in 2015.

They require working smoke and carbon monoxide (CO) alarms in all private rented property in England.

Landlords could be fined up to £5000 per property for failing to comply.

**FireAngel's best practice recommends:**



Multi-Sensor smoke alarms with Thermoptek technology (thermally enhanced optical sensor). These alarms are ideal in bedrooms, living rooms, hallways and landings reacting quickly to all fire types.



A carbon monoxide alarm in every room with a potential CO hazard e.g. boilers and open fires.



Heat alarms with Thermistek heat sensing technology for faster reaction. For use in kitchens and lofts and other areas where there are normally high levels of fumes, smoke or dust.



**According to this legislation,  
it is the landlord's  
responsibility and legal  
obligation to install and  
initially test all alarms.**

## FireAngel is the UK's leading brand of battery operated domestic smoke and CO alarm solutions.

Our unique 10 year sealed for life solutions are easy to install with aesthetically pleasing low profile design.

Our innovative range of alarms are used by over 90% of the UK's Fire and Rescue Services and the sealed for life battery provides a tamper proof solution; without the need to use a qualified electrician to install.



### Smoke Alarms

Our Thermoptek Multi-Sensor technology offers a solution for detecting both fast flaming and slow smouldering fires. Ideal for installation on each floor of the property.



### Carbon Monoxide Alarms

Our carbon monoxide alarms lead the way with electrochemical sensing technology. These should be fitted wherever there is a potential risk of CO poisoning.



### Heat Alarms

To avoid nuisance alarms in kitchens we recommend using a Thermistek heat alarm for early warning of the dangers of fire.



### FireAngel Intelligent Alarm Interlinking Solutions

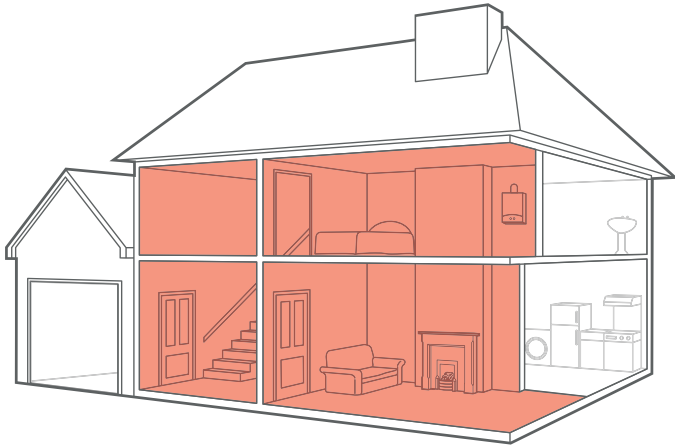
For ultimate protection install Wi-Safe 2 alarms that wirelessly interlink, if one alarm activates this will trigger all other interlinked alarms to sound alerting tenants through out the property. The sound pattern will also indicate if its a fire or CO event.

## Products and Positioning Smoke Alarms



Minimum of one alarm should be installed on every floor of your home.

**Landing • Hallway • Bedroom • Living Room**



### Thermoptek Multi-Sensor Smoke Alarm

- **As used by over 90% of the UK's Fire & Rescue Services**
- Thermoptek thermally enhanced sensing for fast reaction to different fire types and reduced nuisance alarms
- 10 year sealed for life; tamper proof battery
- Easy to install
- Low profile
- 'Sleep Easy' functionality

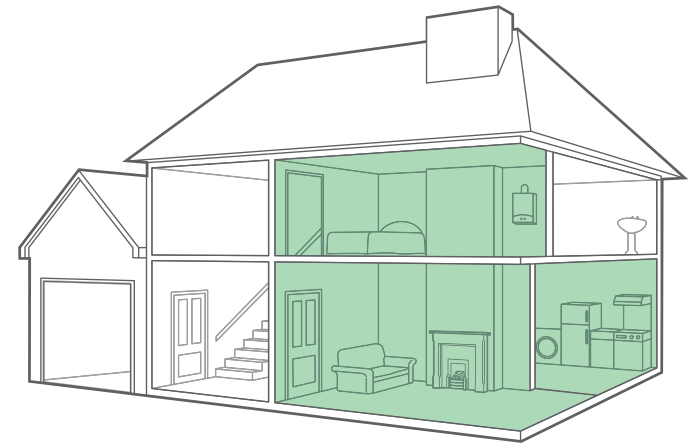
Our ST-622 Thermoptek Multi-Sensor smoke alarm comes complete with a 10 year sealed for life battery, is Toast Proof and features 'Sleep Easy' functionality, allowing you to silence a low battery chirp for 8 hours - ideal if a low battery occurs at night.

## Products and Positioning Carbon Monoxide Alarms



One alarm should be installed in each room containing a solid fuel-burning appliance\* or rooms that are susceptible to leaks from flue and chimneys.

**Kitchen • Living Room • Boiler Room**



### 10 Year Life Carbon Monoxide Alarm

- 10 year sealed for life battery
- Tamper proof fast fit installation
- Early detection and warning of CO
- Advanced diagnostic functionality
- End of life indication

Our CO-9X-10 10 year life carbon monoxide alarm provides an early warning of the presence of CO in your home through alarm and LED display.

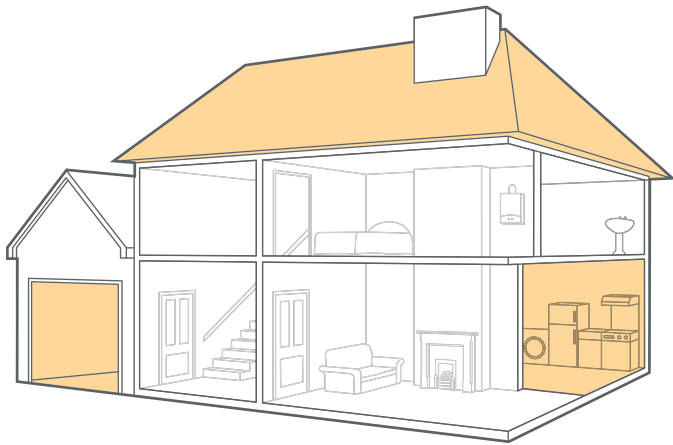
## Products and Positioning

### Heat Alarms



Heat alarms are ideal for areas where there are normally high levels of fumes, smoke or dust.


**Kitchens • Garages • Lofts**



### Thermistek Heat Alarm

- Thermistek sensing technology for faster reaction to fires
- Class A1 heat detection
- Low profile design
- 10 year sealed for life; tamper proof battery
- 'Sleep Easy' functionality

Our HT-630 Thermistek heat alarm uses our innovative heat sensing technology to provide a quicker reaction to danger if it senses significant rate-of-rise in temperature. The 10 year sealed for life battery negates the need to change the battery, reduces tamper risk and features 'sleep easy' functionality allowing you to silence a low battery chirp for 8 hours - ideal if a low battery occurs at night.



**Tenants should regularly test their alarms and notify their landlord if an alarm is not working.**

## Attention Tenants!

Over 200 people die in fires within the home and if you do not have a working alarm fitted you are four times more likely to die\*. This legislation aims to reduce deaths and injuries in the private rental sector.

**STEP UP and test all alarms in rented accommodation.**

### What to do in case of fire in your home



**1.** Feel the doors to see if they are hot. If they are, do not open them - use an alternative escape route



**2.** Keep doors and windows closed. Open them only if you have to in order to escape



**3.** Stay close to the floor. Smoke and hot gases rise



**4.** Get out of the house as quickly as possible. Follow a planned escape route



**5.** Call the fire service on 999 as soon as possible from outside your house


## What is Carbon Monoxide?

Carbon monoxide (CO) is an extremely dangerous colourless, odourless and tasteless gas produced when a fuel is not burnt properly. The most common sources of CO are faulty boilers, gas fires and cookers. The only way to detect this silent killer is by fitting an audible CO alarm.

### What to do in the event of a CO alarm activating



**1.** Keep calm and open the doors and windows to ventilate the property



**2.** Stop using all fuel burning appliances and if possible, turn them off



**3.** Evacuate the property leaving the doors and windows open



**4.** Ring your fuel supplier on their emergency number; keep the number in a prominent place. do not enter the property until it has been declared safe.



**5.** Get medical help immediately for anyone suffering the effects of carbon monoxide poisoning (headache, nausea, drowsiness)



**For more information on the dangers of CO visit [www.projectshout.com](http://www.projectshout.com)**

Ensure you step up and meet  
legislation.

For more information and the  
full range of FireAngel products  
visit [www.fireangel.co.uk](http://www.fireangel.co.uk)



here to protect you™

**"FireAngel is a brand known throughout the industry and we are pleased that their support will enable us to run a major campaign to raise awareness of the new legislation and ensure these inexpensive but life-saving alarms are fitted to protect some of our most vulnerable families."**

Mark Cashin, Lead for Home Safety at  
Chief Fire Officers Association



Sprue Safety Products Ltd. Vanguard Centre, Coventry, CV4 7EZ UK  
Customer Service / Technical Enquiries: 0800 141 2561 Email: [tradesales@sprue.com](mailto:tradesales@sprue.com)